

**PRESSURE SWITCHES
PRESSURE DIFFERENCE SWITCHES
VACUUM SWITCHES**
From 1.5 mbar to 600 bar

MT High Range Pressure Switches

CATALOGUE



Authorised Dealer




NK Instruments Pvt. Ltd.

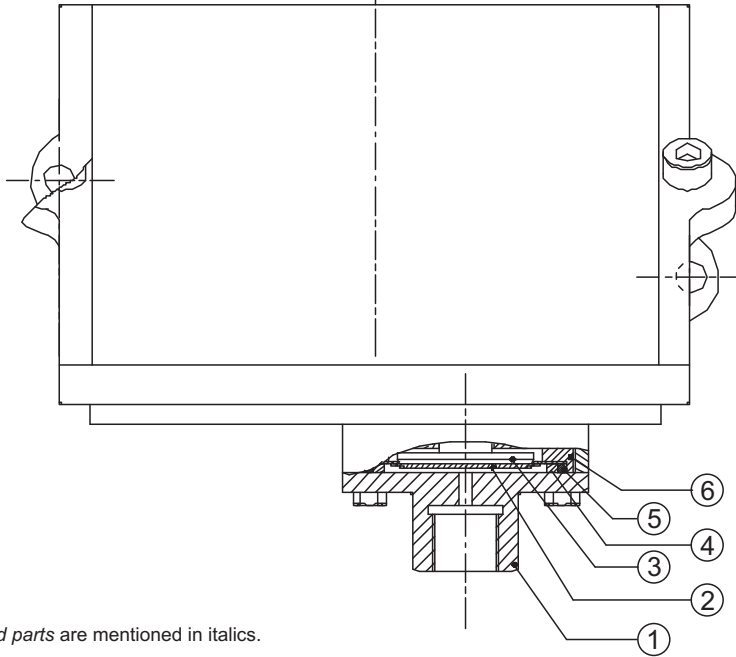
B-501/504, 5th floor, Raunak Arcade, Near THC Hospital, Gokhale Road, Naupada,
Thane(W) 400602. Maharashtra INDIA Telefax Nos.: 91-22-25301330 / 31 / 32
E-Mail: sales@nkinstruments.com Web: <http://www.nkinstruments.com>
Skype: nitinkelkarskype Gtalk: nkinstruments2006



MT HIGH PRESSURE RANGES



PRESSURE CAPSULE DETAILS



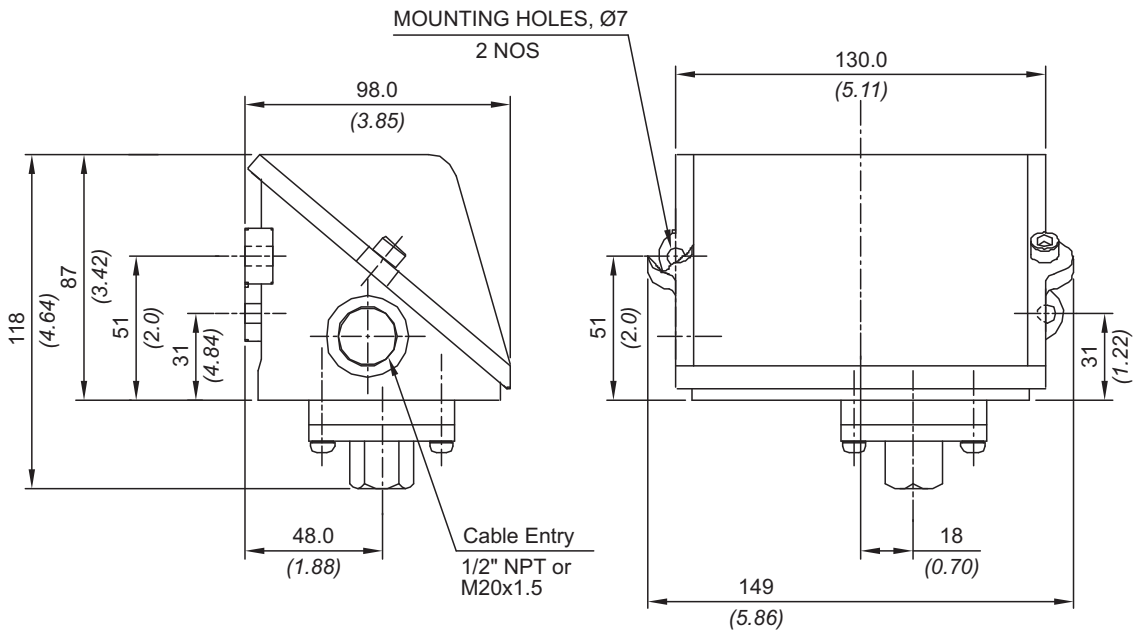
No. Description

1. Pressure housing (SS 316)
2. Diaphragm (Teflon)
3. Plunger
4. Steel ring (SS 316)
5. 'O' ring (Teflon)
6. Disc

Note : *wetted parts* are mentioned in italics.

*Pressure ports are brazed with flange

INSTALLATION DRAWING



APPROX. DIMENSIONS IN $\frac{\text{mm}}{\text{inches}}$

RANGE SELECTION TABLE

Range Code	Range bar (psi)	†Differential bar (psi)	Maximum Working Pressure bar (psi)
		Approximate Maximum for "A1" microswitch	
LP	0.067 - 0.213 (0.97 - 3.09)	0.02 (0.29)	5 (72.52)
LP5	0.1 - 0.5 (1.45 - 7.25)	0.08 (1.16)	5 (72.52)
H01	0.1 - 1.0 (1.45 - 14.50)	0.10 (1.45)	12 (174.05)
H02	0.1 - 1.5 (1.45 - 21.76)	0.12 (1.74)	12 (174.05)
H03	0.2 - 2.6 (2.90 - 37.71)	0.20 (2.90)	12 (174.05)
H04	0.2 - 3.6 (2.90 - 52.21)	0.20 (2.90)	12 (174.05)
H07	0.5 - 7.0 (7.25 - 101.50)	0.40 (5.80)	12 (174.05)
H10	0.5 - 10.0 (7.25 - 145.38)	0.40 (5.80)	25 (362.6)
H15	1.0 - 15.0 (14.5 - 217.56)	0.80 (11.60)	25 (362.6)
H30	5.0 - 25.0 (72.52 - 362.6)	0.80 (11.60)	35 (507.63)

*Minimum differential increases with setpoint, values with neoprene diaphragm (Graphs available on request)

* Differentials of microswitches A2 through A9 will vary. Differentials for A7 are typically twice that for A1 microswitch. Please indicate specifically the differential value in enquiry/order, when it is critical in your application.

HOW TO ORDER INDUSTRIAL HIGH RANGE PRESSURE SWITCHES

Group 1	Group 2	Group 3	Group 4	Group 5	Group 6	Group 7	Group 8
Non standard allocation	Model	Cable Entry Size	Switch Type	Range Code (values in bar)	Microswitch Type	Pressure Port Material / Size	Diaphragm
<input type="checkbox"/> Reserved for non-standard options not covered in catalogue. Will be given by manufacturer, only after agreement of supply details with customer.	MT = Industrial pressure switch with diecast Aluminium enclosure to IP66 as per IS/IEC 60529	1 = Al. head 1/2" NPT threads 3 = Al. head M20 X 1.5 threads	PF2 = pressure switch, fixed differential with scale in bar PF3 = pressure switch, fixed differential with scale in psi PA2 = pressure switch, adjustable differential with scale in bar PA3 = pressure switch, adjustable differential with scale in psi	LP = (0.067 - 0.213) LP5 = (0.1 - 0.5) H01 = (0.1 - 1.0) H02 = (0.1 - 1.5) H03 = (0.2 - 2.6) H04 = (0.2 - 3.6) H07 = (0.5 - 7.0) H10 = (0.5 - 10.0) H15 = (1.0 - 15.0) H30 = (5.0 - 25.0)	A1 = General purpose microswitch rated at 15 A; 250 VAC A2 = Hermetically sealed for corrosive environments A3 = gold plated contacts for low voltage applications A4 = DPDT configuration A5 = for high DC ratings A7 = 2SPDT switching elements A9 = General purpose microswitch rated at 5 A; 250 VAC	S1 = SS316 / 1/4" BSP(F) S2 = SS316 / 1/4" NPT(F)	0 = Neoprene 1 = Teflon 2 = SS 316L 3 = Hastelloy C 4 = Monel

eg. Industrial switch with 1/2" NPT cable entry in aluminium housing as 1SPDT pressure switch, fix differential with scale having 0.1 bar to 1 bar pressure range, with 15Amp. microswitch, SS316 pressure housing with 1/4" BSP port size & neoprene diaphragm shall be specified by

Group 1	Group 2	Group 3	Group 4	Group 5	Group 6	Group 7	Group 8
<input type="checkbox"/>	MT	1	PF2	H01	A1	S1	0

Please specify full model number to avoid ambiguity.